

Scaled data based on original data using
LM-79-08 Approved Method: Electrical and Photometric Measurements of Solid-
State Lighting Products

Test Report Prepared for
Cooper Lighting Solutions
(formerly Eaton)

Brand: McGRAW-EDISON

Report Number: P452975

Luminaire Tested: **GALN-SA4A-727-U-5NQ**

Issue Date: 1/4/2021

Test Information

Test Method: LM-79-08
Report Number: P452975
TEST IS SCALED FROM IESNA LM-79-08 TEST DATA (G3-2011-042-3)
Test Lab: INNOVATION CENTER
Issue Date: 1/4/2021
Manufacturer: COOPER LIGHTING SOLUTIONS (FORMERLY EATON)
Product Line: MCGRAW-EDISON
Catalog Number: GALN-SA4A-727-U-5NQ
Description: GALLEON AREA AND ROADWAY LUMINAIRE
(4) 70 CRI, 2700K, 615mA LIGHTSQUARES WITH 16 LEDS EACH AND TYPE V NARROW OPTICS
Light Source: -
Ballast/Driver: ELECTRONIC DRIVER

Summary

Lumens per Lamp: N/A
Luminaire Lumens: 15790 lumens
Efficiency: N/A
Efficacy: 130.5 lumens/watt
Luminous Opening: Rectangular (W 1' x L: 1' x H: 0')
IES Classification: Type V - Short
BUG Rating: B3 - U0 - G2

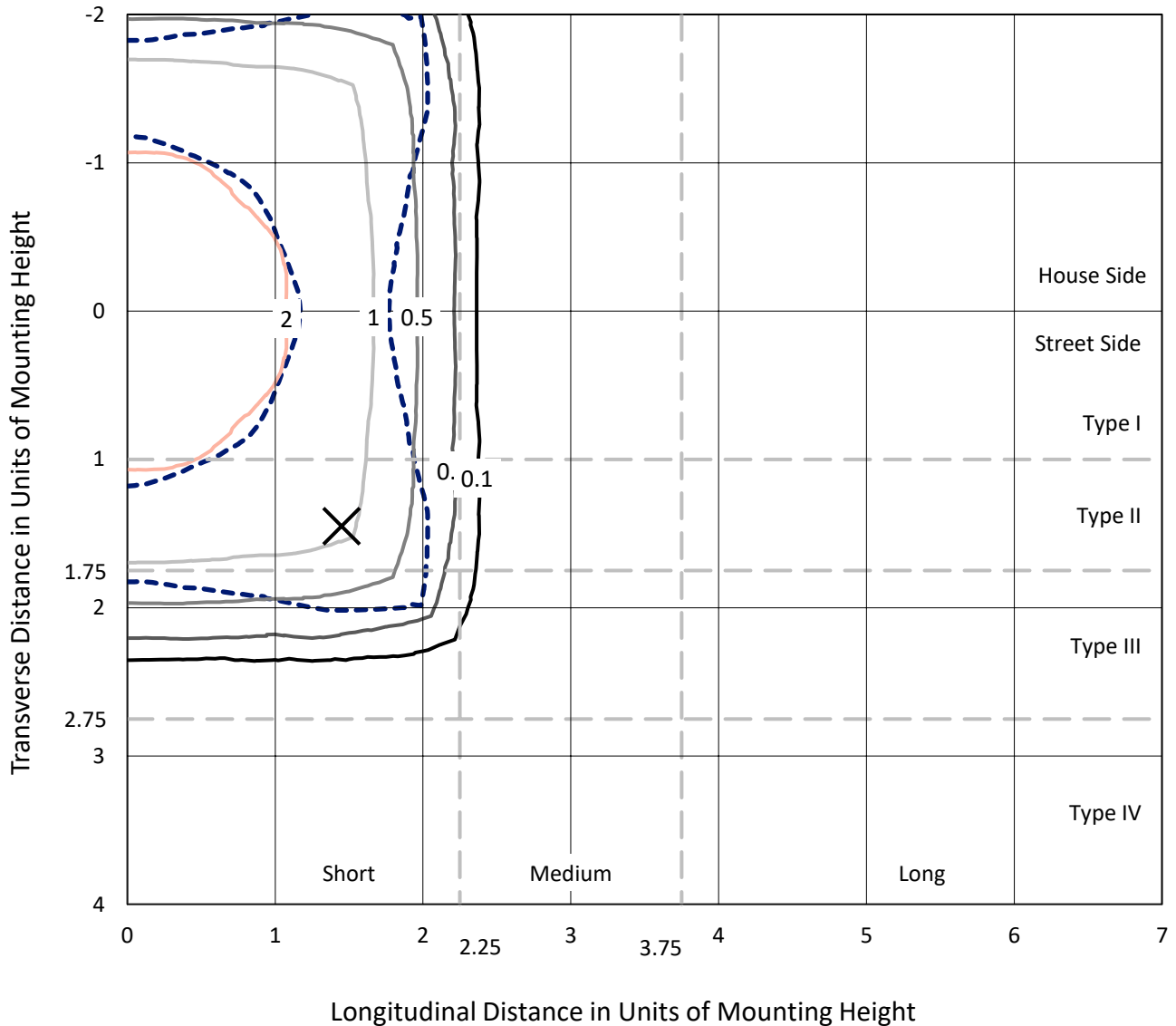
Input Watts (W): 121
Input Voltage (V): NR
Input Current (A_{in}): NR
Voltage Rise (V): NR
Power Factor: NR
Total Harmonic Distortion (THDi): NR
Frequency (hertz): 60
Stabilization Time: NR
Operation Time: NR
Ambient Temperature (°C): NR
Test Distance: 24 FT



REPORT NUMBER: P452975
 CATALOG NUMBER: GALN-SA4A-727-U-5NQ

Iso-Footcandle Lines of Horizontal Illumination

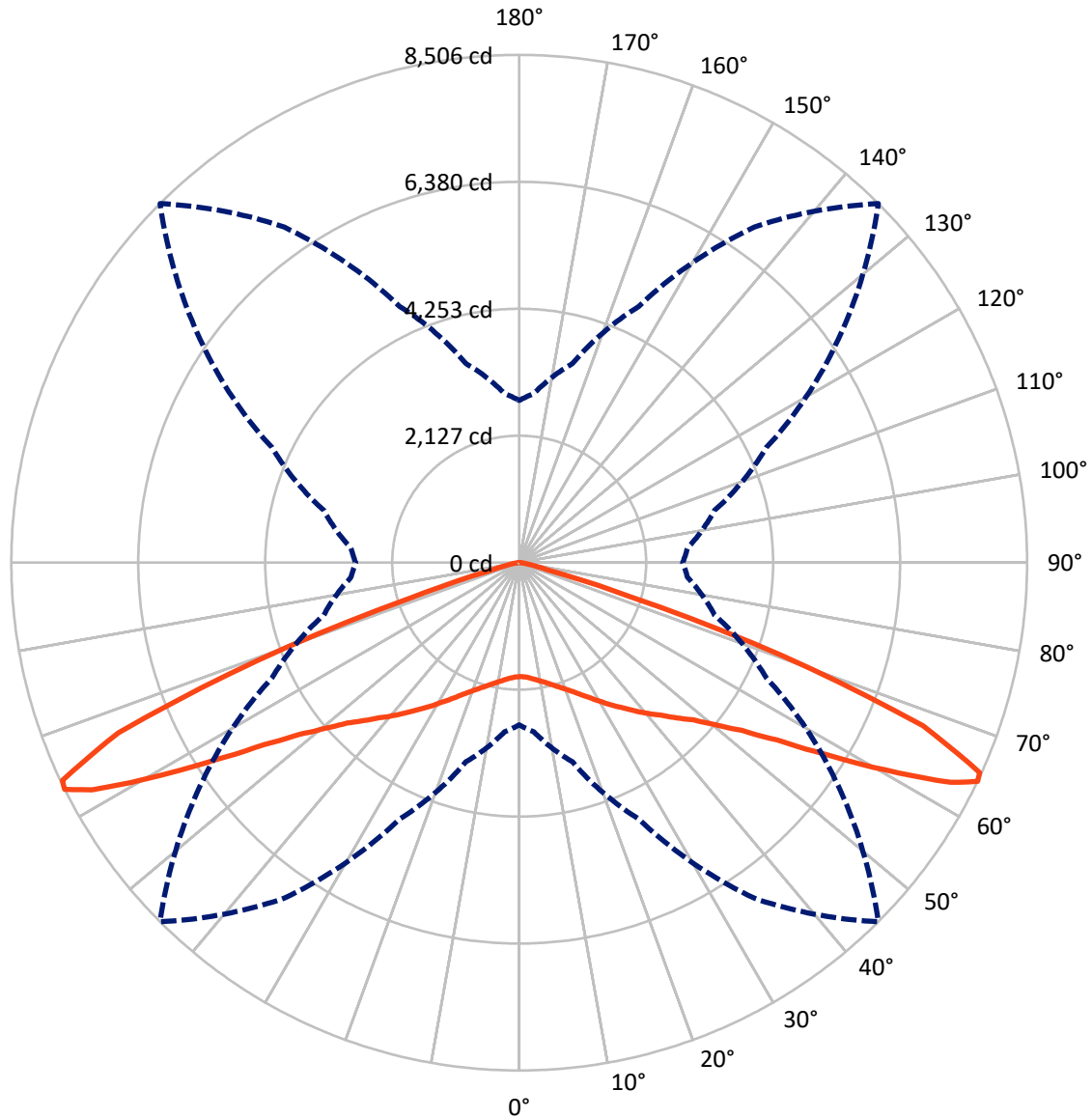
× Max cd
 - - - 1/2 Max cd



Based on 25 foot mounting height. Maximum calculated value = 3.1 fc
 Type V - Short - N/A

REPORT NUMBER: P452975
CATALOG NUMBER: GALN-SA4A-727-U-5NQ

Luminous Intensity Polar Plot



— Vertical Plane Through 45-Deg Lateral - - - Horizontal Cone Through 64-Deg Vertical

REPORT NUMBER: P452975

CATALOG NUMBER: GALN-SA4A-727-U-5NQ

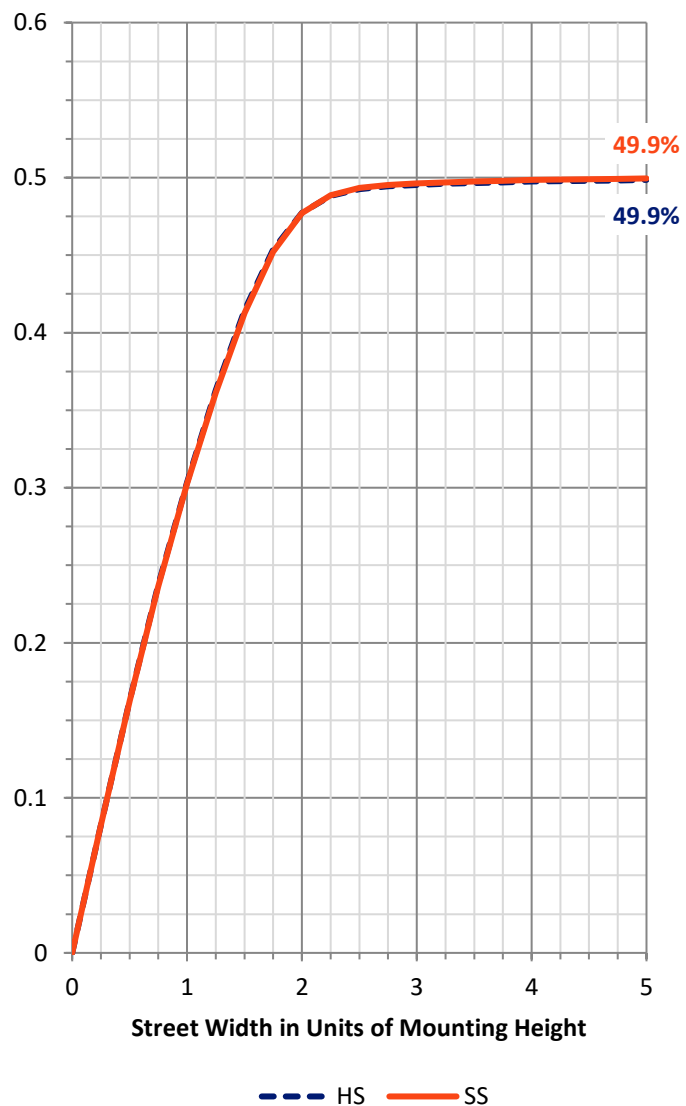
FLUX DISTRIBUTION:

		Downward	Upward	Total
House Side	Lumens	7895.0	0.0	7895.0
	% Fixture	50.0	0.0	50.0
Street Side	Lumens	7895.0	0.0	7895.0
	% Fixture	50.0	0.0	50.0
Total	Lumens	15790.0	0.0	15790.0
	% Fixture	100.0	0.0	100.0

ZONAL LUMENS:

Zone	Lumens	% Fixture
0°-10°	187.5	1.2
10°-20°	604.8	3.8
20°-30°	1142.9	7.2
30°-40°	1892.8	12.0
40°-50°	2954.9	18.7
50°-60°	4568.2	28.9
60°-70°	3939.1	24.9
70°-80°	446.4	2.8
80°-90°	53.5	0.3
90°-100°	0.0	0.0
100°-110°	0.0	0.0
110°-120°	0.0	0.0
120°-130°	0.0	0.0
130°-140°	0.0	0.0
140°-150°	0.0	0.0
150°-160°	0.0	0.0
160°-170°	0.0	0.0
170°-180°	0.0	0.0
0°-90°	15790.0	100.0
0°-180°	15790.0	100.0

Coefficient of Utilization



REPORT NUMBER: P452975

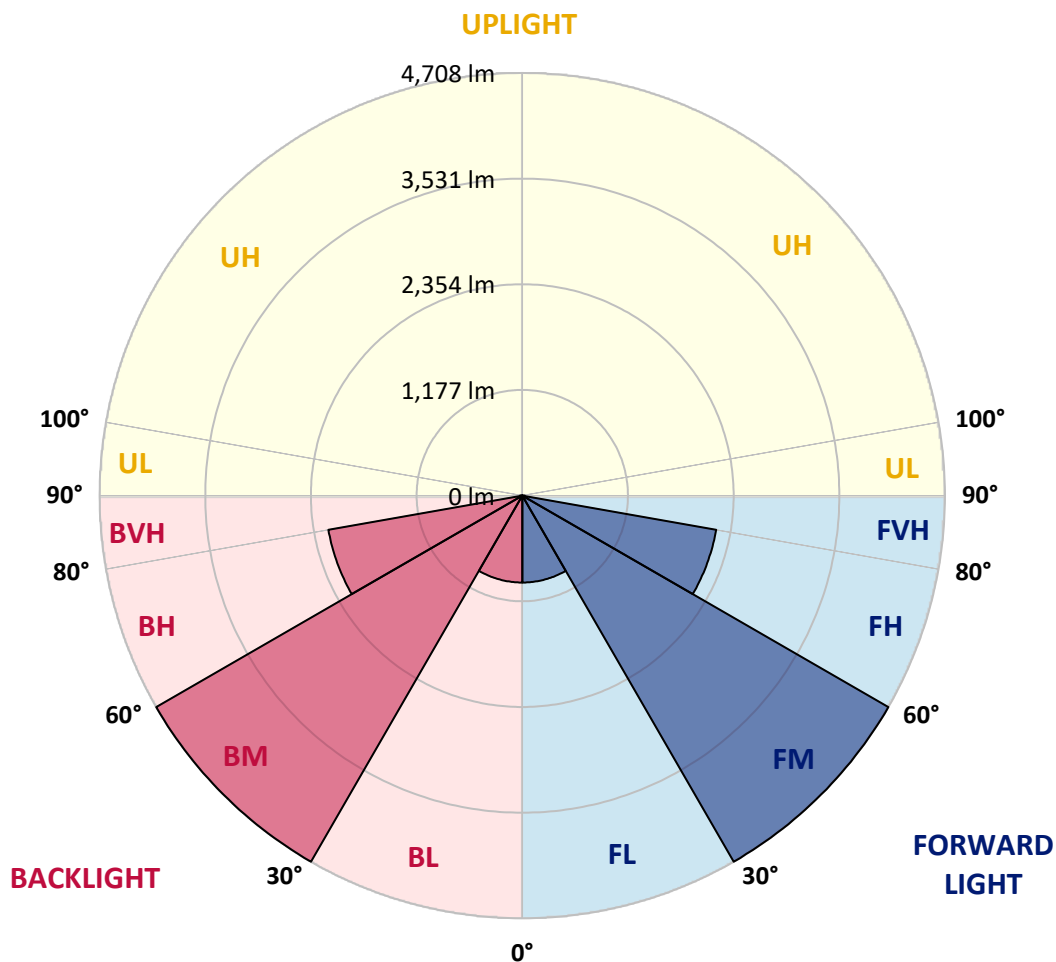
CATALOG NUMBER: GALN-SA4A-727-U-5NQ

LUMINAIRE CLASSIFICATION SYSTEM LUMEN TABLE AND BUG RATING:

Zone		Lumens	% Fixture	Zone Rating/Lumen Limit		
				B	U	G
FL	(0°-30°)	967.6	6.1			
FM	(30°-60°)	4707.9	29.8			
FH	(60°-80°)	2192.7	13.9			G2/5000
FVH	(80°-90°)	26.7	0.2			G1/100
BL	(0°-30°)	967.6	6.1	B2/1000		
BM	(30°-60°)	4707.9	29.8	B3/5000		
BH	(60°-80°)	2192.7	13.9	B3/2500		G2/5000
BVH	(80°-90°)	26.7	0.2			G1/100
UL	(90°-100°)	0.0	0.0		U0/0	
UH	(100°-180°)	0.0	0.0		U0/0	

BUG Rating: B3-U0-G2

Type V Short





REPORT NUMBER: P452975

CATALOG NUMBER: GALN-SA4A-727-U-5NQ

CANDELA DISTRIBUTION (FULL):

	0°	5°	15°	25°	35°	45°	55°	65°	75°	85°	90°
0°	1908.5	1908.5	1908.5	1908.5	1908.5	1908.5	1908.5	1908.5	1908.5	1908.5	1908.5
2.5°	1916.0	1920.2	1916.9	1916.0	1915.2	1915.2	1915.2	1916.0	1919.4	1921.9	1920.2
5°	1940.3	1943.6	1941.9	1941.1	1940.3	1941.1	1939.4	1938.6	1941.1	1941.1	1940.3
7.5°	1970.4	1974.6	1972.9	1974.6	1975.4	1976.2	1972.0	1968.7	1967.9	1970.4	1968.7
10°	2011.4	2014.7	2015.5	2016.4	2018.0	2017.2	2012.2	2006.3	2005.5	2004.7	2003.8
12.5°	2057.4	2059.9	2060.7	2064.0	2066.6	2067.4	2061.5	2056.5	2048.2	2049.8	2046.5
15°	2109.2	2114.2	2113.4	2118.4	2125.1	2126.8	2120.9	2112.5	2105.0	2100.8	2098.3
17.5°	2172.8	2176.1	2174.4	2179.5	2187.8	2192.0	2187.0	2176.1	2168.6	2159.4	2154.4
20°	2248.0	2253.9	2255.6	2255.6	2263.1	2267.3	2259.7	2256.4	2244.7	2238.0	2233.8
22.5°	2333.3	2335.8	2340.9	2345.9	2353.4	2351.7	2349.2	2344.2	2333.3	2327.5	2320.8
25°	2429.5	2432.0	2444.6	2455.4	2458.0	2456.3	2452.9	2450.4	2440.4	2427.0	2422.0
27.5°	2541.6	2546.6	2563.3	2573.4	2573.4	2574.2	2567.5	2575.9	2554.1	2538.2	2536.6
30°	2682.1	2685.4	2699.6	2709.7	2704.7	2700.5	2698.8	2707.2	2683.8	2655.3	2648.6
32.5°	2820.9	2832.6	2845.2	2866.9	2849.3	2841.8	2840.1	2846.0	2819.2	2787.5	2778.3
35°	2969.8	2978.1	3001.6	3020.0	3004.1	2986.5	2994.0	3012.4	2980.7	2938.0	2936.3
37.5°	3134.5	3142.1	3172.2	3191.4	3179.7	3149.6	3162.1	3183.9	3152.1	3099.4	3088.5
40°	3306.0	3321.9	3359.5	3379.6	3360.3	3320.2	3343.6	3367.0	3338.6	3277.5	3253.3
42.5°	3498.3	3523.4	3577.8	3587.8	3551.0	3496.7	3537.6	3575.3	3555.2	3485.0	3475.8
45°	3723.3	3738.4	3805.3	3827.0	3776.0	3708.3	3759.3	3827.8	3812.8	3731.7	3714.1
47.5°	3975.0	3989.3	4058.7	4091.3	4026.9	3935.7	4027.7	4117.2	4108.0	4021.0	4012.7
50°	4272.8	4276.1	4372.3	4409.1	4344.7	4266.1	4348.0	4459.3	4422.5	4311.2	4309.6
52.5°	4598.9	4603.1	4724.4	4795.5	4759.5	4670.9	4767.9	4835.6	4741.9	4596.4	4585.6
55°	4881.6	4902.5	5068.1	5257.1	5306.5	5242.1	5271.3	5239.6	5008.7	4804.7	4772.9
57.5°	4997.0	5038.0	5289.7	5642.7	5963.8	6059.2	5833.3	5530.6	5114.9	4826.4	4795.5
60°	4715.2	4759.5	5150.1	5820.0	6639.6	7053.5	6418.8	5579.9	4873.2	4467.6	4419.1
62.5°	3776.0	3788.5	4363.1	5402.6	7033.5	8105.6	6665.5	5159.3	4169.9	3618.8	3599.5
64°	2717.2	2846.0	3454.8	4736.9	6861.2	8506.2	6523.3	4569.7	3387.1	2829.3	2739.0
65°	2032.3	2067.4	2785.0	4045.3	6557.6	8476.1	6247.3	4006.0	2805.0	2165.2	2064.9
67.5°	767.7	771.9	1027.8	2016.4	4668.3	7292.7	4767.9	2179.5	1181.7	854.7	823.8
70°	318.6	324.5	377.2	678.3	2006.3	4682.6	2299.0	786.1	432.4	350.4	345.4
72.5°	233.3	236.7	252.6	301.1	617.2	1922.7	756.0	333.7	253.4	226.6	224.1
75°	183.2	184.8	196.5	221.6	287.7	532.7	314.5	229.2	193.2	174.0	172.3
77.5°	139.7	143.8	152.2	168.9	193.2	252.6	208.2	171.4	148.9	133.0	130.5
80°	96.2	101.2	117.1	123.8	129.6	163.9	142.2	129.6	116.2	97.0	91.2
82.5°	59.4	62.7	78.6	84.5	82.0	92.0	91.2	92.8	82.8	60.2	56.0
85°	30.9	32.6	42.7	44.3	41.0	37.6	46.8	54.4	51.0	34.3	33.5
87.5°	6.7	7.5	9.2	8.4	9.2	9.2	11.7	17.6	18.4	11.7	10.9
90°	0.0	0.0	0.0	0.0	0.0	0.0	0.0	0.0	0.0	0.0	0.0

(END OF REPORT)